

Artnet-DMX-1 Artnet-DMX Converter



Artnet-DMX converter is the Ethernet Control System based on the Artnet protocol, used to convert the Artnet network data package into DMX512 data, adopting high-speed ARM processor, stable and reliable working. Following Artnet standard protocol, it supports RJ45 network interface and standard DMX512 output interface.

Artnet-DMX-1 can be configured in one of two ways: Artnet convert into DMX512, or DMX512 convert into Artnet.

It is compatible with all the effects lighting control software which support Artnet protocol, widely used in the LED dot matrix and the stage lighting control network in needing lots of DMX-512 data, especially for TV station recorded scene, stage performances, entertainment and so on.

1. Technical Specs

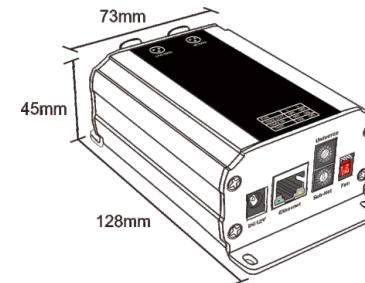
Artnet-DMX-1

- Power input: 12Vdc (with a power adaptor)
- Input signal: Artnet/DMX512
- Output signal: DMX512/Artnet
- DMX channels: 512 channels
- Current: 30mA@12Vdc
- IP: Indoor use only
- DMX Output Connection: XLR-3
- Network Connection: RJ45
- Isolation Ethernet Port: Transformer isolation
- Working temperature: -30°C~65°C
- Dimension: L120×W73×H45mm
- Package Size: L198×W78×H50mm
- Weight (G.W): 290g

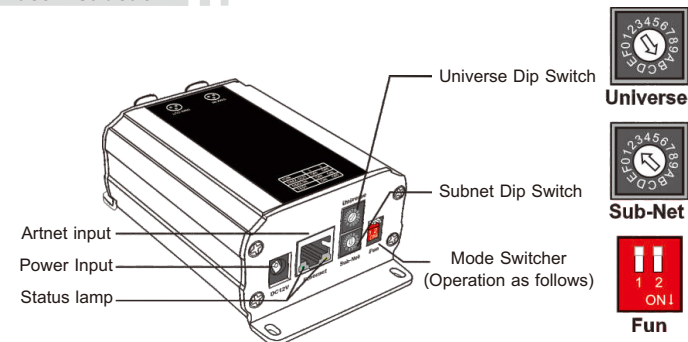
2. Performance Features

- Based on Artnet protocol network data communication, accept network DMX data;
- IP address is bound to Subnet, no need to reset, plug and play.
- Manage Artnet on broadcast mode or unicast mode.
- 1 group input, 1 group output.
- Set different network segments to avoid multiple sets Artnet data interference.
- Compatible with the light software based on Artnet Protocol, control stage lighting and LED lighting simultaneously.
- Connect up to 256 DMX Universes to one network.
- 10BaseT Ethernet Port.
- Data activity indicators
- Configurable DMX output refresh rates.

3. Product Dimension:



4. Interface Instruction:



Switching modes operation instruction:

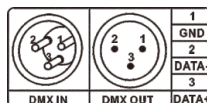
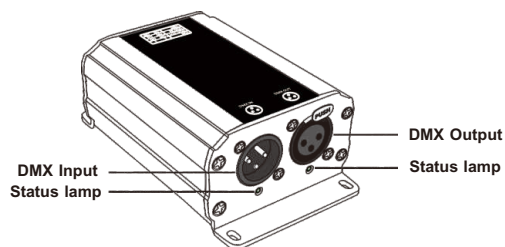
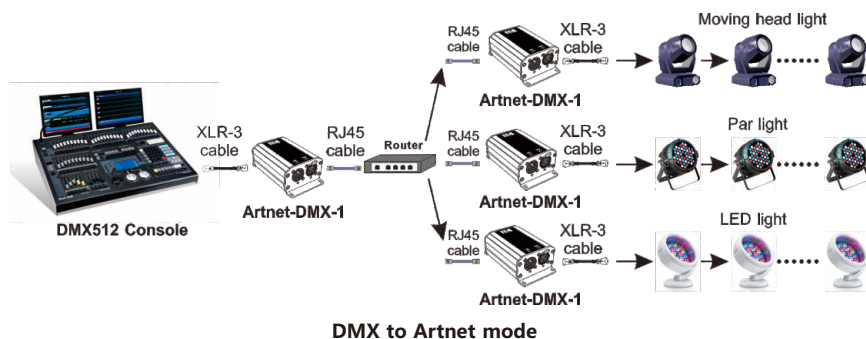
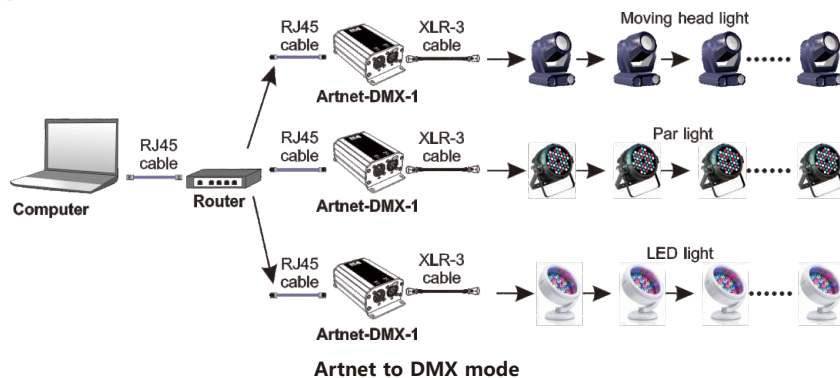
1	2	Diagrams	Functions
OFF	OFF		Artnet to DMX512 mode
OFF	ON		DMX512 to Artnet mode
ON	OFF		Testing function, generates 170 pixels full color gradient floating DMX data.

Address setting instruction:

Universe/SubNet Dip Switch	0	1	2	3	4	5	6	7	8	9	A	B	C	D	E	F
Value	0	1	2	3	4	5	6	7	8	9	10	11	12	13	14	15

Calculating method: Group address= Subnet×16 + Universe, IP Address=2.0.36.Group Address, MAC Address=00-1B-14-20-24-Group Address

For example: Subnet: 2, Universe: B, Group Address=2×16 + 11 = 43, so the DMX output group address is 43; Corresponding IP address is 2.0.36.43, MAC address is 00-1B-14-20-24-43.

**5. Conjunction Diagram:****6. Attention:**

- 6.1 The product shall be installed and serviced by the qualified person.
- 6.2 This product is non-waterproof. Please avoid the sun and rain. When installed outdoors, please ensure it is mounted in a water proof enclosure.
- 6.3 Good heat dissipation will prolong the working life of the controller. Please ensure good ventilation.
- 6.4 Please check if the output voltage of the LED power supply used comply with the working voltage of the product.
- 6.5 Please ensure that adequate sized cable is used from the controller to the LED lights to carry the current. Please also ensure that the cable is secured tightly in the connector.
- 6.6 Ensure all wire connections and polarities are correct before applying power to avoid any damages to the LED lights.
- 6.7 If a fault occurs please return the product to your supplier. Do not attempt to fix this product by yourself.

7. Warranty Agreement:

- 7.1 We provide lifelong technical assistance with this product:
 - A 5-year warranty is given from the date of purchase. The warranty is for free repair or replacement if cover manufacturing faults only.
 - For faults beyond the 5-year warranty, we reserve the right to charge for time and parts.
- 7.2 Warranty exclusions below:
 - Any man-made damages caused from improper operation, or connecting to excess voltage and overloading.
 - The product appears to have excessive physical damage.
 - Damage due to natural disasters and force majeure.
 - Warranty label, fragile label and unique barcode label have been damaged.
 - The product has been replaced by a brand new product.
- 7.3 Repair or replacement as provided under this warranty is the exclusive remedy to the customer. We shall not be liable for any incidental or consequential damages for breach of any stipulation in this warranty.
- 7.4 Any amendment or adjustment to this warranty must be approved in writing by our company only.

★This manual only applies to this model. We reserve the right to make changes without prior notice.